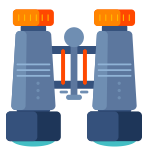


Derwent Position and Direction



In Derwent we have been practising giving and following instructions using the language of position and direction. Here are some activities you can do at home, to build on what we've learning in school.

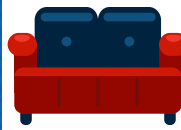
Hide and Seek



Play hide and seek together. Count to ten while your child hides. Can they tell you where they were? **Behind** the sofa? **Under** the table?

You could tell them where they are: You are **inside** the wardrobe!
Now swap over.

Livingroom Obstacle Course



Make a livingroom obstacle course to navigate:

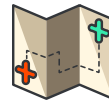
- * **Under** the chair
- * **Over** the cushions
- * **Through** the curtains
- * **Between** the shoes

Find the...



Collect some of your child's favourite objects or toys. Put each one **in** a separate box or **under** a separate blanket. Ask your child to 'Find the...'
Can they remember where it was?
Make it harder by adding more items.

Treasure Hunt



Hide an object somewhere in the house. Give your child a direction to enable them to find it: '**Behind** the curtain'. Make it harder by giving a series of written clues which lead to the object, giving help to read as needed.

Tidy up Time



Get your child to help tidy up by following the instructions: '**on** the shelf', '**in** the box' etc.
Swap over, can your child tell you where their toys go? Don't forget, you can use the symbols to support.

Hotter / Colder



Choose an object and take it in turns to hide it somewhere in the room. The person who hid the item tells the searcher whether they are '**hotter**' or '**colder**' as they move closer or further from the item.
The smaller the item the harder the game.